


PRODUCT DATA SHEET

Wall Mount: Increased Weight Capacity

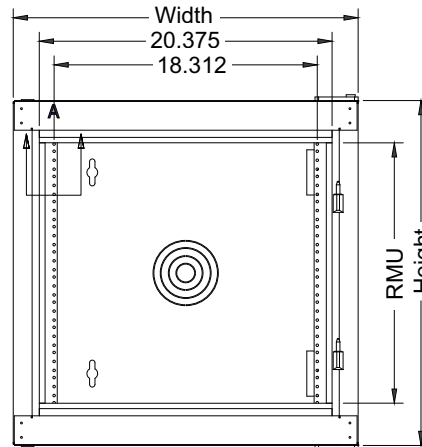
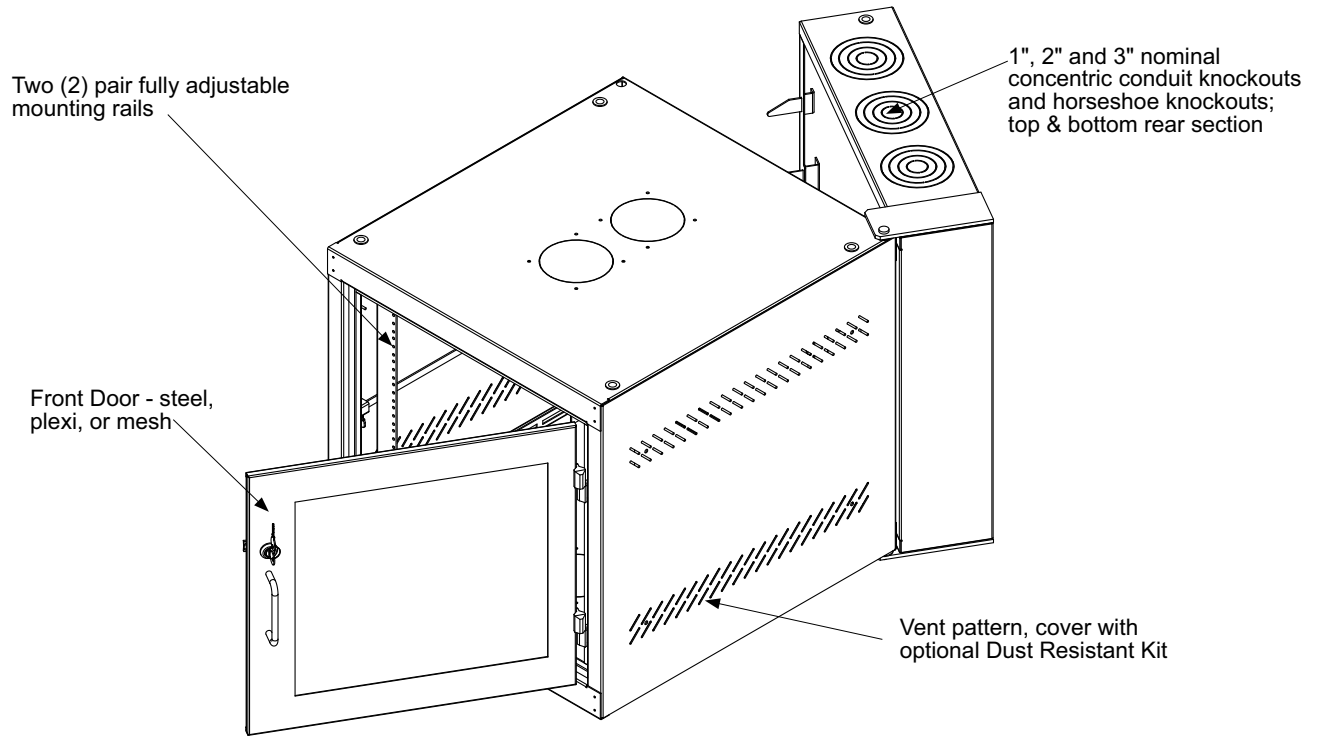


- Front door tempered glass (optional mesh or solid)
- Included 1 Fan (UL approved), optional second one
- Color Black (optional other colors)

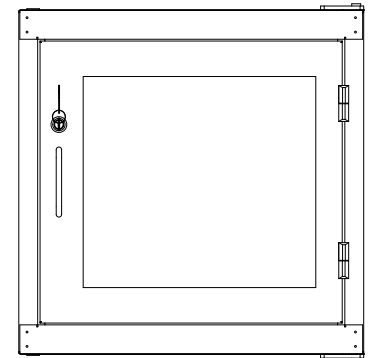
FEATURES

- Two pair of #12-24 tapped mounting rails (depth adjustable)
- Optional dust kit to protect equipment in contaminated areas
- Independent keyed locks on front door and rear section
- Reversible mounting for left-hand or right-hand opening
- Optional casters to deploy wall mount as free-standing
- Standards: UL2416, RoHS II





Front View
(without door)



Front View
(with door)

Specs	RMU	Weight Cap. lbs.
NTDWC11U800-US	11	300
NTDWC18U800-US	18	325
NTDWC25U800-US	25	350

All sizes: 24"W x 32"D; 30" usable depth;
23" max. rail spacing

POPULAR ACCESSORIES

Description
Horizontal cable organizer with five 3.5" x 5", ¼ turn "D" rings; 2 RMU
Horizontal cable organizer with five 1.5" x 3.5", ¼ turn "D" rings; 1 RMU
Horizontal PDU 19" 8 outlets 5-15 nema outlets with overload protection, 15 AMPS, METAL
Copper Bus Bar for 19" mounting
Dust resistant kit, includes cover plates and hardware
Stationary shelf (front/rear mount adjustable), 17.5"W x 18"D, 1 RMU, 150 lb. weight capacity
One set of 5 stem casters, increases weight capacity to 400 lbs.

